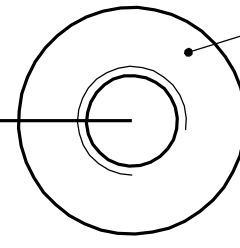
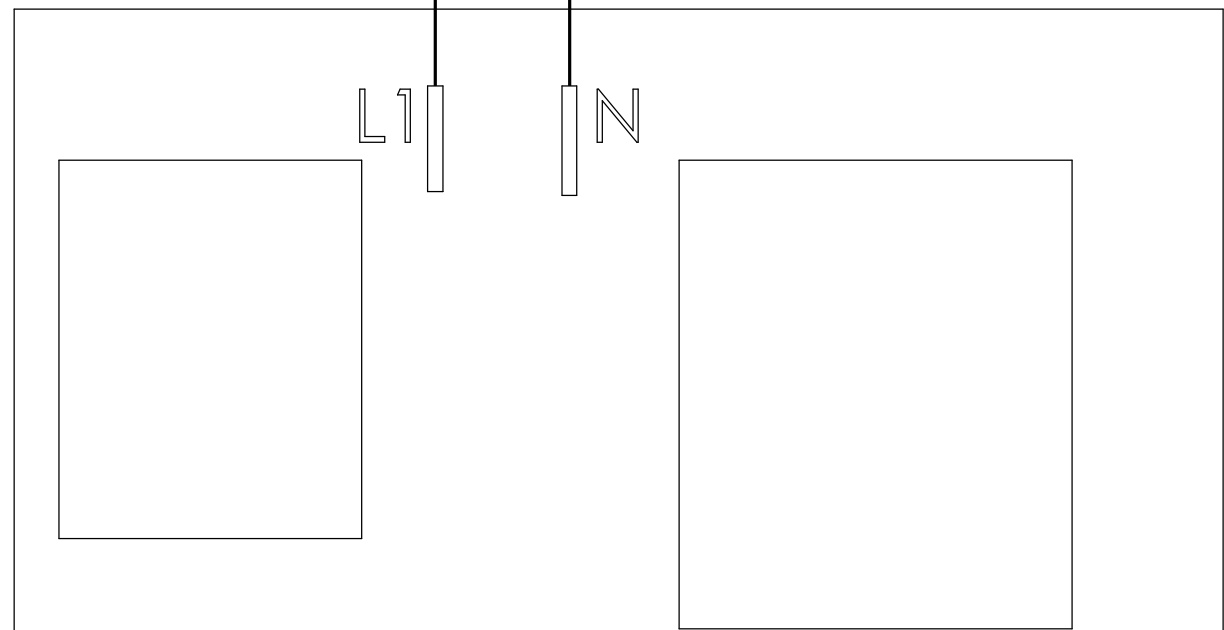


CASING BOSS

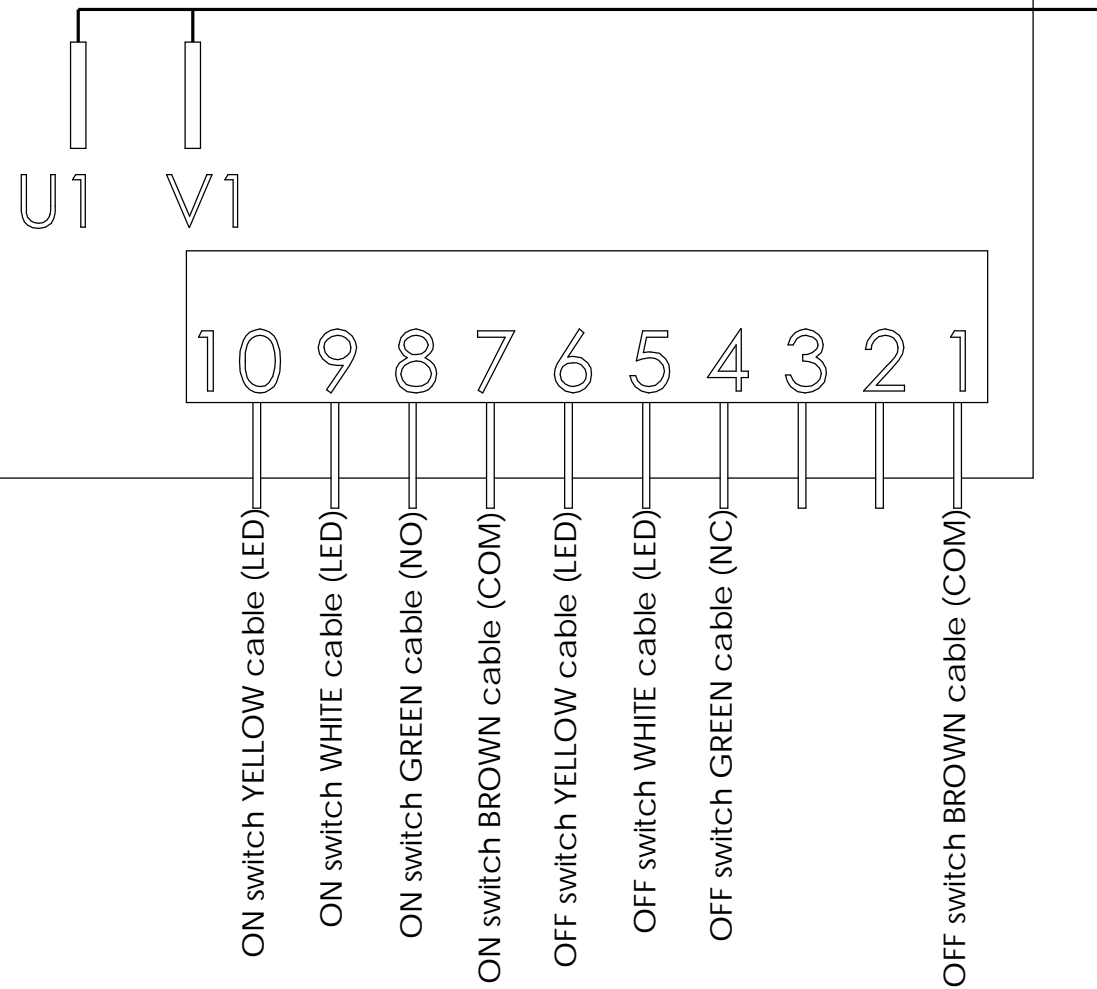


Main Line

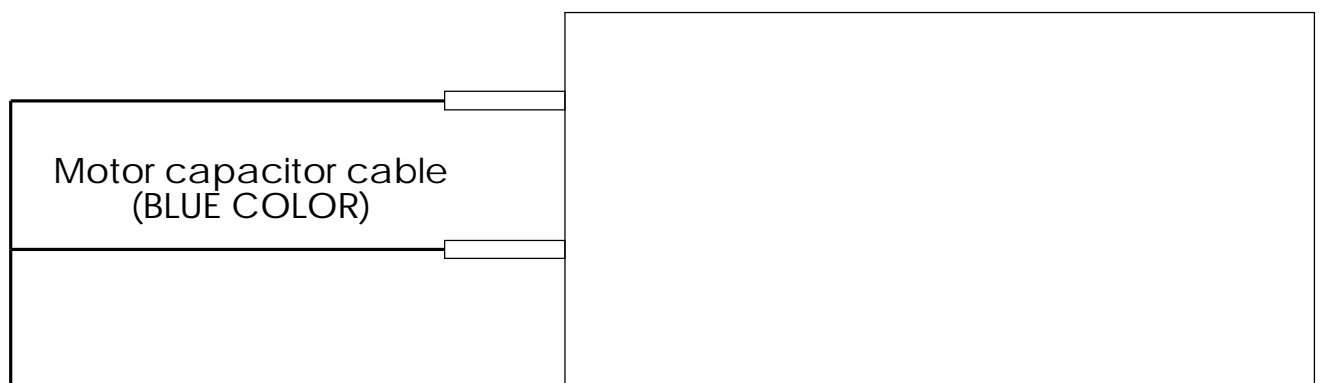
main earth cable



Motor U. V cable (BLACK COLOR)



Motor capacitor cable (BLUE COLOR)



HOLES TOLLERANCE (IF NOT OTHERWISE SPECIFICATED)		ROUGHNESS Ra
POSITION	$\oplus \ominus 0.1$	[]
DIAM.	+0.1 0	

THIS DRAWING IS EXCLUSIVE PROPERTY OF BERKEL S.p.A. UNAUTHORIZED USE OR COPIES OF THIS DRAWING COULD BE PERSECUTED BY LAW.

QUOTE	SCOST.	
>	<	mm
	6	± 0.1
6	50	± 0.2
50	120	± 0.3
120	500	± 0.5
500	1000	± 0.8
1000	2000	± 1.2
Δ		± 30'
VITI Screw		6g
MADREVITI Nut Screw		6H

MATERIALE /material:

FINISH:

GRUPPO/Group: **EASY SLICER**

SOTTOGRUPPO / Subassembly: _____

DESCRIPTION:
220V WIRING DIAGRAM

BERKEL
Always The Original

BERKEL S.p.A.
VIA C. ARRIGHI, 19
20134 MILANO ITALY

DIS. /Dwn	CONTR. /Checked	VISTO / Approval
SCANO		
MASSA- Kg/Mass- Kg	SCALA / Scale	INDICE / Format
	2:1	0
N.DISEGNO		
DATA	FOGLIO- DI /Sh- of	FORM.
13.05.2011	1- 1	A3

MODIFICATION				
	0	13/05/11	new release	Approved
Rev	no.	Date	modification	